

Student 2

1:56 | April 12, 2024

PRESTAN Adult | ARC 2016 | Adult

Total

97



99



88

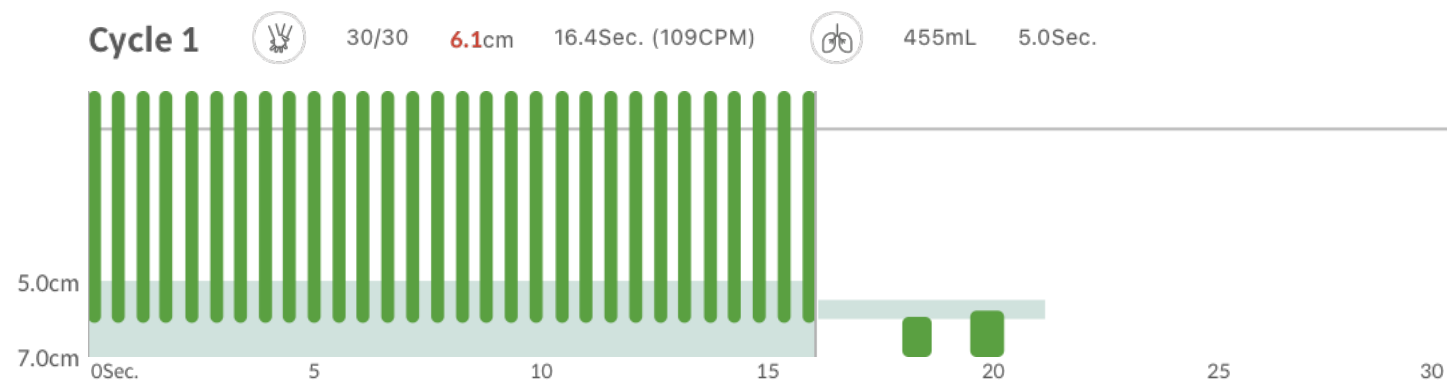


100

Summary

	Compression			Breath		Hands-off Time
	Depth	Rate	Accuracy	Volume	Accuracy	
Average for total 5 cycles	6.1cm	109/min	149/150 (99...)	322mL	3/9 (33%)	5.2Sec.
1	6.1cm	109/min.	30/30 (100%)	455mL	2/2 (100%)	5.0Sec.
2	6.1cm	110/min.	30/30 (100%)	367mL	1/2 (50%)	5.2Sec.
3	6.1cm	109/min.	30/30 (100%)	241mL	0/1 (0%)	4.7Sec.
4	6.1cm	108/min.	30/30 (100%)	280mL	0/2 (0%)	5.2Sec.
5	6.1cm	108/min.	29/30 (96%)	229mL	0/2 (0%)	5.9Sec.

Graph



Student 2

1:56 | April 12, 2024

PRESTAN Adult | ARC 2016 | Adult

Total

97



99



88



100

Graph(Cont'd)

Cycle 2



30/30

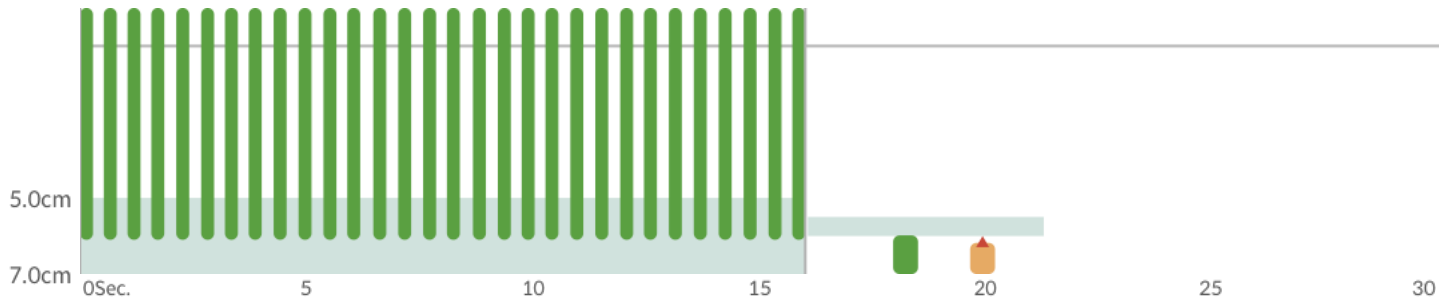
6.1cm

16.3Sec. (110CPM)



367mL

5.2Sec.



Cycle 3



30/30

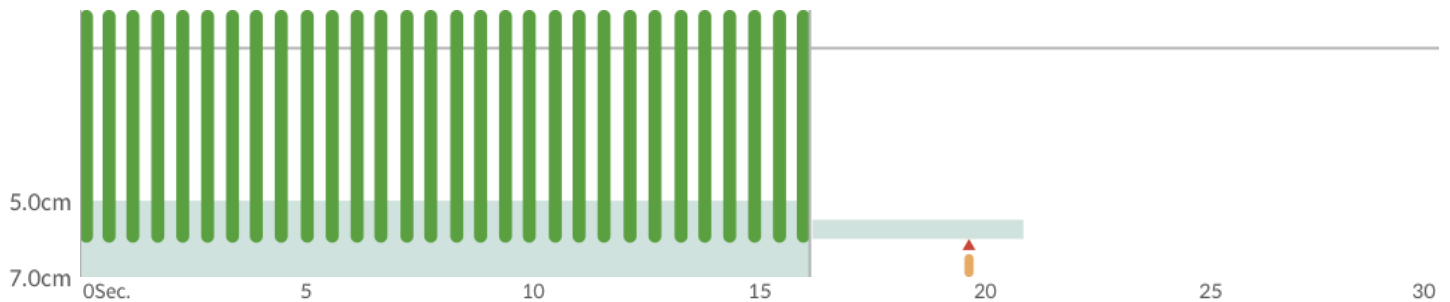
6.1cm

16.4Sec. (109CPM)



241mL

4.7Sec.



Cycle 4



30/30

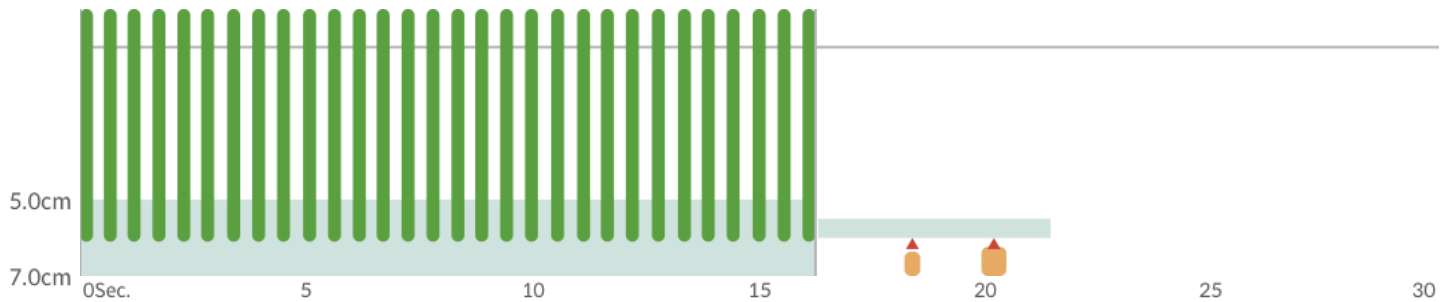
6.1cm

16.6Sec. (108CPM)



280mL

5.2Sec.



Student 2

1:56 | April 12, 2024

PRESTAN Adult | ARC 2016 | Adult

Total

97



99



88



100

Graph(Cont'd)

Cycle 5



29/30

6.1cm

16.6Sec. (108CPM)



229mL

5.9Sec.

